



ROBUST CRANE WITH LONG REACH AND MORE POWER.

**M41T replace the classic M40 and has a number of improved features
- longer reach, higher lift capacity, higher torque and better driving characteristics.**

Moheda M41T is intended for Moheda forest trailers M101, M121, M101-4WD and M121-4WD.

The M41T crane is for those who need extra reach and strength. It is equipped with a telescopic arm with a reach/lifting force of 6.9 m/450 kg and a slewing force of 11 kNm

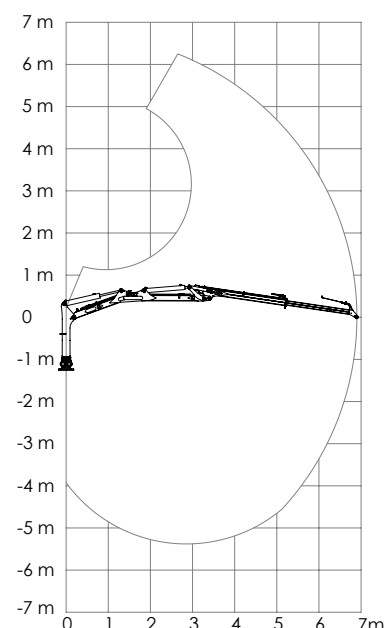
The link system and hydraulic cylinder are mounted on top of

the boom for better movement patterns. It has a lifting torque of 43 kNm. The crane has a 'angled' lifting boom that allows you to park the crane stably against the trailer. This also makes the crane stronger in the area close to the trailer.

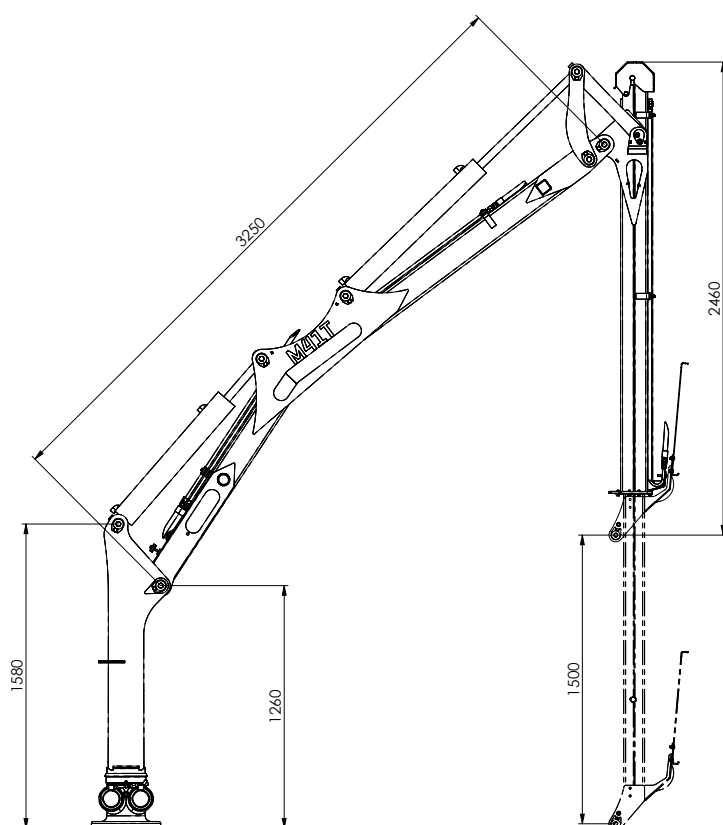
As standard, the crane comes with a CR300 rotator with braked link, FB190WF grapple and multi-lever valve.



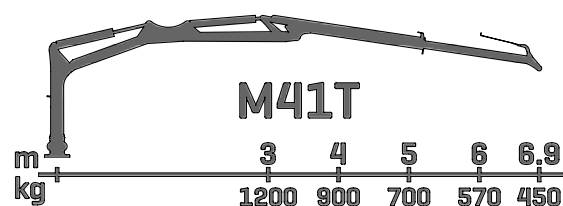
Reach diagram



Dimension details



Lift capacity



Technical data

M41T	
Reach (m)	6,9
Lift torque (kNm)	43
Lift capacity, max reach (kg)	450
Lift capacity, 4m (kg)	900
Slew torque (kNm)	11
Slew angle	360 °
Rec. oil flow (l/min) 4	35-50
Working pressure (bar)	180
Weight without grapple and rotator (kg)	720



Scan the QR code
for more information
about M41T crane